

2

O

OCCUPATIONAL FOOTWEAR

IRON AGE
EST. 1918
OLD SCHOOL TOUGH™

2

O



IRON AGE
1918

OLD SCHOOL TOUGH

TABLE OF CONTENTS

REINFORCER	4
IMMORTALIZER	6
HAULER	8
BACKSTOP	10
GROUNDBREAKER	12
TRENCHER	14
MORE TOUGH BOOTS	16
RETAIL MERCHANDISING	18
BOOTBED	20
CUSTOM GRAPHICS	21
SWAG	22
FEATURES	23

THE WAY BACK

IN CASE YOU HAVEN'T NOTICED, WE MAKE WORK BOOTS. THAT'S IT. AND WE'VE BEEN DOING IT FOR ABOUT AS LONG AS THERE HAVE BEEN WORK BOOTS. OUR NAME FIRST APPEARED AS WE AND THE NATION PREPARED FOR WORLD WAR I. IN 1918, HARD-FIBER TOE CAPS WERE INTRODUCED TO OUR PROTECTIVE SHOES. AND IN 1925 WE WERE ONE OF THE FIRST BOOT-MAKERS TO UTILIZE BRAND NEW STEEL-TOE TECHNOLOGY. AND AS AMERICA GREW, SO DID WE. BUILT FOR DIRT, SWEAT, AND GRIT, OUR STEEL TOES WERE FOUND AT WORKSITES ACROSS THE COUNTRY. IN A WORLD OF WAR, INDUSTRY, AND DANGER, WE THRIVED. IT'S NOT ALWAYS BEEN AN EASY ROAD, BUT WE'RE PROUD TO STILL BE KICKING. TOUGH THEN. TOUGH NOW. THE WORK HASN'T CHANGED, SO NEITHER HAVE WE.



REINFORCER

WEDGE WORK BOOT

STEEL TOE • SLIP RESISTANT

STAND FAST



 STEEL TOE

 SR SLIP RESISTANT

 ELECTRICAL HAZARD PROTECTION

 **BOOTBED™**
REMOVABLE INSOLE CONSTRUCTED WITH OPEN CELL POLYURETHANE AND MEMORY FOAM
—IT'S LIKE BREAK-TIME FOR YOUR FEET, ALL THE TIME.

REINFORCER-- IA5060



TOE STEEL	UPPER LEATHER	COLOR TAN	MEDIUM SIZES M 7-12, 13 & 14	WIDE SIZES W 7-12, 13 & 14
---------------------	-------------------------	---------------------	--	--------------------------------------

SLIP	TYPE	6" WEDGE WORK BOOT
OIL	LINING	NYLON MESH MOISTURE-WICKING LINING
METAL CHIPS	INSOLE	BOOTBED™ DUAL LAYERED MEMORY FOAM REMOVABLE FOOTBED
HEAT	OUTSOLE	POLYURETHANE SLIP RESISTANT OUTSOLE
ABRASION	FEATURES	ASTM F2413, ELECTRICAL HAZARD PROTECTION, STEEL TOE, BOOTBED™ FOOTBED
CHEMICALS		

TOUGH
TOUGHER
TOUGHEST



REINFORCER-- IA5061



TOE STEEL	UPPER LEATHER	COLOR BROWN	MEDIUM SIZES M 7-12, 13 & 14	WIDE SIZES W 7-12, 13 & 14
---------------------	-------------------------	-----------------------	--	--------------------------------------

SLIP	TYPE	6" WEDGE WORK BOOT
OIL	LINING	NYLON MESH MOISTURE-WICKING LINING
METAL CHIPS	INSOLE	BOOTBED™ DUAL LAYERED MEMORY FOAM REMOVABLE FOOTBED
HEAT	OUTSOLE	POLYURETHANE SLIP RESISTANT OUTSOLE
ABRASION	FEATURES	ASTM F2413, ELECTRICAL HAZARD PROTECTION, STEEL TOE, BOOTBED™ FOOTBED
CHEMICALS		

TOUGH
TOUGHER
TOUGHEST



REINFORCER-- IA5081



TOE STEEL	UPPER LEATHER	COLOR BROWN	MEDIUM SIZES M 7-12, 13 & 14	WIDE SIZES W 7-12, 13 & 14
---------------------	-------------------------	-----------------------	--	--------------------------------------

SLIP	TYPE	8" WEDGE WORK BOOT
OIL	LINING	NYLON MESH MOISTURE-WICKING LINING
METAL CHIPS	INSOLE	BOOTBED™ DUAL LAYERED MEMORY FOAM REMOVABLE FOOTBED
HEAT	OUTSOLE	POLYURETHANE SLIP RESISTANT OUTSOLE
ABRASION	FEATURES	ASTM F2413, ELECTRICAL HAZARD PROTECTION, STEEL TOE, BOOTBED™ FOOTBED
CHEMICALS		

TOUGH
TOUGHER
TOUGHEST



IMMORTALIZER

CRACK RESISTANT WORK BOOT

WATERPROOF • COMPOSITE TOE

SAY NO TO CRACK



HYDROTEX[®]
WATERPROOF



CRACK RESISTANT
TREATED TO WITHSTAND
THE EVERY DAY MUCK
THAT TEARS YOUR
BOOTS TO HELL



SCUFF TOUGH
ABRASION RESISTANT
TOE GUARD FOR KICKIN' FORMS
AND TAKIN' NAMES



XTR[®] COMPOSITE TOE
LIGHTWEIGHT AND WON'T
CONDUCT HEAT, COLD OR
ELECTRICITY. XTR[®] MEANS
REDUCED WEIGHT AND LOT'S
OF ROOM FOR COMFORT.



BOOTBED™
REMOVABLE INSOLE CONSTRUCTED
WITH OPEN CELL POLYURETHANE
AND MEMORY FOAM
—IT'S LIKE BREAK-TIME FOR YOUR
FEET, ALL THE TIME.



SLIP RESISTANT



**ELECTRICAL
HAZARD PROTECTION**

— FEATURING —
MUCKRAKER™
OUTSOLE CLEANING SYSTEM



1. RAKE OFF MUCK
2. CRACK OPEN A COLD ONE

A CLEAN OUTSOLE IS A LONG-LASTING OUTSOLE. KEEP YOUR BOOT IN THE GAME LONGER WITH THE NEW MUCKRAKER™ CLEANING SYSTEM. KEEP IT HANDY ON YOUR KEY CHAIN, AND WHEN YOU'VE GOT MUCK IN YOUR LUGS, A FEW SCRAPES IS ALL IT TAKES. IF YOU'RE THIRSTY AT THE END OF THE DAY, IT'LL HELP YOU OPEN A COLD ONE TOO.



IMMORTALIZER-- IA0171

TOE COMPOSITE	UPPER LIME RESISTANT FULL GRAIN LEATHER	COLOR BROWN	WIDE SIZES W 6-12, 13, 14 & 15
-------------------------	--	-----------------------	--

- SLIP
- OIL
- METAL CHIPS
- HEAT
- ABRASION
- CHEMICALS

TOUGH
TOUGHER
TOUGHEST

TYPE	6" WATERPROOF WORK BOOT
LINING	MOISTURE WICKING NYLON MESH WITH HYDROTEX® WATERPROOF SYSTEM
INSOLE	BOOTBED™ DUAL LAYERED MEMORY FOAM REMOVABLE FOOTBED
OUTSOLE	DIRECT ATTACHED, EASY CLEAN RUBBER SLIP RESISTANT OUTSOLE WITH POLYURETHANE
FEATURES	CRACK-RESISTING LEATHER, EASY CLEAN OUTSOLE, SCUFF TOUGH HIGH ABRASION TOE



IMMORTALIZER-- IA0190

TOE COMPOSITE	UPPER LIME RESISTANT FULL GRAIN LEATHER	COLOR BROWN	WIDE SIZES W 6-12, 13, 14 & 15
-------------------------	--	-----------------------	--

- SLIP
- OIL
- METAL CHIPS
- HEAT
- ABRASION
- CHEMICALS

TOUGH
TOUGHER
TOUGHEST

TYPE	10" WATERPROOF WELLINGTON
LINING	MOISTURE WICKING NYLON MESH WITH HYDROTEX® WATERPROOF SYSTEM
INSOLE	BOOTBED™ DUAL LAYERED MEMORY FOAM REMOVABLE FOOTBED
OUTSOLE	DIRECT ATTACHED, EASY CLEAN RUBBER SLIP RESISTANT OUTSOLE WITH POLYURETHANE CUSHION
FEATURES	CRACK-RESISTING LEATHER, EASY CLEAN OUTSOLE, SCUFF TOUGH HIGH ABRASION TOE



HAULER

WORK BOOT

WATERPROOF • COMPOSITE TOE • NO METAL

ELECTRICAL HAZARD PROTECTION

PERMABOND™ 12 MONTH WARRANTY
THE TOUGHEST BOND

IRON AGE PERMABOND™ CONSTRUCTION IS OUR TOUGHEST REDUNDANT BOOT CONSTRUCTION—WELTED AND DIRECT ATTACHED.

HYDROTEX® WATERPROOF
(IA0160 & IA0180)

GOODYEAR WELT

POURED PU ATTACHED

FOOT FORCE® F2A REMOVABLE FOOTBED

HAULER -- IA0160

TOE COMPOSITE	UPPER LEATHER	COLOR BROWN	MEDIUM SIZES M 6-12, 13 & 14	WIDE SIZES W 6-12 & 13
-------------------------	-------------------------	-----------------------	--	----------------------------------

- SLIP
- OIL
- METAL CHIPS
- HEAT
- ABRASION
- CHEMICALS

TYPE	6" WATERPROOF WORK BOOT
LINING	MOISTURE WICKING NYLON MESH WITH HYDROTEX® WATERPROOF SYSTEM
INSOLE	FOOT FORCE® F2A REMOVABLE FOOTBED
OUTSOLE	PERMABOND™ ATTACHED POLYURETHANE OUTSOLE
FEATURES	NO METAL, LADDER LATCH DEFINED HEEL, HYDROTEX® WATERPROOF SYSTEM

TOUGHEST
TOUGHER
TOUGH



HYDROTEX® WATERPROOF



HAULER -- IA0180



TOE COMPOSITE	UPPER LEATHER	COLOR BROWN	MEDIUM SIZES M 6-12, 13 & 14	WIDE SIZES W 6-12 & 13
-------------------------	-------------------------	-----------------------	--	----------------------------------



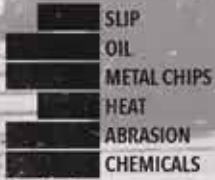
TYPE 8" WATERPROOF WORK BOOT
LINING MOISTURE WICKING NYLON MESH WITH HYDROTEX® WATERPROOF SYSTEM
INSOLE FOOT FORCE® F2A REMOVABLE FOOTBED
OUTSOLE PERMABOND™-ATTACHED POLYURETHANE OUTSOLE
FEATURES NO METAL, LADDER LATCH DEFINED HEEL, HYDROTEX® WATERPROOF SYSTEM



HAULER -- IA0194



TOE COMPOSITE	UPPER LEATHER	COLOR BROWN	MEDIUM SIZES M 6-12, 13 & 14	WIDE SIZES W 6-12 & 13
-------------------------	-------------------------	-----------------------	--	----------------------------------



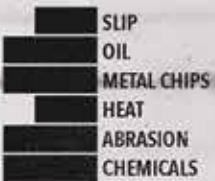
TYPE 11" WORK BOOT
LINING MOISTURE WICKING NYLON MESH
INSOLE FOOT FORCE® F2A REMOVABLE FOOTBED
OUTSOLE PERMABOND™-ATTACHED POLYURETHANE OUTSOLE
FEATURES NO METAL, LADDER LATCH DEFINED HEEL



HAULER -- IA0195



TOE COMPOSITE	UPPER LEATHER	COLOR BROWN	MEDIUM SIZES M 6-12, 13 & 14	WIDE SIZES W 6-12 & 13
-------------------------	-------------------------	-----------------------	--	----------------------------------



TYPE 10" WELLINGTON INTERNAL MET GUARD BOOT WITH SIDE ZIPPER
LINING MOISTURE WICKING NYLON MESH
INSOLE FOOT FORCE® F2A REMOVABLE FOOTBED
OUTSOLE PERMABOND™-ATTACHED POLYURETHANE OUTSOLE
FEATURES FLEX-MET® INTERNAL MET GUARD, SIDE ZIPPER, LADDER LATCH DEFINED HEEL



BACKSTOP

6" WORK BOOT

STEEL TOE



STATIC DISSIPATIVE

PLAYS NICE WITH ELECTRICITY BY PREVENTING STATIC BUILD-UP. (IA5501 ONLY)



BOOTBED™ MEMORY FOAM REMOVABLE INSOLE

TOUGH AS YOUR TRUCK BED, COMFORTABLE AS THE ONE YOU SLEEP ON.



SCUFF TOUGH HIGH ABRASION TOE AND HEEL



STEEL TOE



LADDER LATCH



ARZ+ (ANATOMICAL REBOUND ZONE)

ONGOING CUSHION AND ENERGY FOR YOUR FEET ON EVEN THE HARDEST SURFACES. FOR TRUE IMPACT PROTECTION.



PUNCTURE RESISTANCE

DO YOU WANT A NAIL IN YOUR FOOT? WE DIDN'T THINK SO. (IA5500 ONLY)



NEVER BACK DOWN.



BACKSTOP-- IA5500

TOE STEEL	UPPER LEATHER	COLOR BLACK	MEDIUM SIZES M 7.5-12, 13 & 14	WIDE SIZES W 7.5-12 & 13
---------------------	-------------------------	-----------------------	--	------------------------------------



TOUGH
TOUGHER
TOUGHEST

TYPE	6" PUNCTURE RESISTANT WORK BOOT
LINING	MOISTURE WICKING NYLON MESH
INSOLE	BOOTBED™ DUAL-LAYERED MEMORY FOAM REMOVABLE FOOTBED
OUTSOLE	DIRECT-ATTACH POLYURETHANE MIDSOLE AND RUBBER OUTSOLE WITH ARZ+™ (ANATOMICAL REBOUND ZONE)
FEATURES	SCUFF TOUGH HIGH ABRASION TOE AND HEEL, PUNCTURE RESISTANT INSOLE, LADDER LATCH DEFINED HEEL



BACKSTOP-- IA5501

TOE STEEL	UPPER LEATHER	COLOR BROWN	MEDIUM SIZES M 7.5-12, 13 & 14	WIDE SIZES W 7.5-12 & 13
---------------------	-------------------------	-----------------------	--	------------------------------------



TOUGH
TOUGHER
TOUGHEST

TYPE	6" STATIC DISSIPATIVE WORK BOOT
LINING	MOISTURE WICKING NYLON MESH
INSOLE	BOOTBED™ DUAL-LAYERED MEMORY FOAM REMOVABLE FOOTBED
OUTSOLE	DIRECT-ATTACH POLYURETHANE MIDSOLE AND RUBBER OUTSOLE WITH ARZ+™ (ANATOMICAL REBOUND ZONE)
FEATURES	SCUFF TOUGH HIGH ABRASION TOE AND HEEL, STATIC DISSIPATIVE, LADDER LATCH DEFINED HEEL



GROUND BREAKER

HEAT RESISTANT • MET GUARD

UNBREAKABLE



VIBRAM®
HEAT
RESISTANT
OUTSOLE

CUSHGUARD™
INTERNAL MET GUARD.
DEVASTATINGLY TOUGH.
SURPRISINGLY COMFORTABLE.

STEEL TOE

BOOTBED™
REMOVABLE INSOLE CONSTRUCTED
WITH OPEN CELL POLYURETHANE AND
MEMORY FOAM—IT'S LIKE BREAK-TIME
FOR YOUR FEET, ALL THE TIME.

**ELECTRICAL
HAZARD
PROTECTION**

**GOODYEAR
WELT CONSTRUCTION**
NO SOLE SEPARATION, EVEN IN THE
TOUGHEST AND HOTTEST
CONDITIONS. BEEN DOING IT THIS
WAY FOR OVER A HUNDRED YEARS

GROUND BREAKER -- IA5018

TOE STEEL	UPPER LEATHER	COLOR DARK BROWN	MEDIUM SIZES M 7-12, 13, 14 & 15	WIDE SIZES W 7-12, 13, 14 & 15
---------------------	-------------------------	----------------------------	--	--

SLIP	TYPE	SLIP-ON INTERNAL MET GUARD HEAT RESISTANT
OIL	LINING	MOISTURE WICKING NYLON MESH
METAL CHIPS	INSOLE	BOOTBED™ DUAL-LAYERED MEMORY FOAM REMOVABLE FOOTBED
HEAT	OUTSOLE	VIBRAM® HEAT RESISTANT RUBBER OUTSOLE
ABRASION	FEATURES	CUSHGUARD INTERNAL METATARSAL GUARD • QUICK-RELEASE ELASTIC WITH 2 PULL TABS
CHEMICALS		

TOUGH
TOUGHER
TOUGHEST



GROUND BREAKER -- IA5011

TOE STEEL	UPPER FULL GRAIN LEATHER	COLOR BROWN	MEDIUM SIZES M 5-12, 13, 14 & 15	WIDE SIZES W 5-12, 13, 14 & 15
---------------------	------------------------------------	-----------------------	--	--

<p>SLIP OIL METAL CHIPS HEAT ABRASION CHEMICALS</p> <p>TOUGH TOUGHER TOUGHEST</p>	TYPE	6" PUNCTURE RESISTANT WORK BOOT
	LINING	MOISTURE WICKING NYLON MESH
	INSOLE	BOOTBED™ DUAL-LAYERED MEMORY FOAM REMOVABLE FOOTBED
	OUTSOLE	VIBRAM® HEAT RESISTANT RUBBER OUTSOLE WITH FLEXIBLE NON-METALLIC PUNCTURE RESISTANT MIDSOLE
	FEATURES	CUSHGUARD INTERNAL METATARSAL GUARD



GROUND BREAKER -- IA5016

TOE STEEL	UPPER LEATHER	COLOR BLACK	MEDIUM SIZES M 6-12, 13 & 14	WIDE SIZES W 6-12, & 13
---------------------	-------------------------	-----------------------	--	-----------------------------------

<p>SLIP OIL METAL CHIPS HEAT ABRASION CHEMICALS</p> <p>TOUGH TOUGHER TOUGHEST</p>	TYPE	6" EXTERNAL MET GUARD WORK BOOT
	LINING	MOISTURE WICKING NYLON MESH
	INSOLE	EVA CUSHION REMOVABLE FOOTBED WITH SPONGE RUBBER HEEL WEDGE
	OUTSOLE	RUBBER LUG OUTSOLE
	FEATURES	EXTERNAL MET GUARD • GOODYEAR WELT CONSTRUCTION • KEVLAR® STITCHING



GROUND BREAKER -- IA5017

TOE STEEL	UPPER LEATHER	COLOR BROWN	MEDIUM SIZES M 7-12, 13 & 14	WIDE SIZES W 7-12, 13 & 14
---------------------	-------------------------	-----------------------	--	--------------------------------------

<p>SLIP OIL METAL CHIPS HEAT ABRASION CHEMICALS</p> <p>TOUGH TOUGHER TOUGHEST</p>	TYPE	6" EXTERNAL MET GUARD HEAT RESISTANT WORK BOOT
	LINING	MOISTURE WICKING NYLON MESH
	INSOLE	BOOTBED™ DUAL-LAYERED MEMORY FOAM REMOVABLE FOOTBED
	OUTSOLE	VIBRAM® HEAT RESISTANT RUBBER OUTSOLE
	FEATURES	EXTERNAL MET GUARD • GOODYEAR WELT CONSTRUCTION • KEVLAR® STITCHING



GROUND BREAKER -- IA5019

TOE STEEL	UPPER LEATHER	COLOR BLACK	MEDIUM SIZES M 7-12, 13, 14 & 15	WIDE SIZES W 7-12, 13, 14 & 15
---------------------	-------------------------	-----------------------	--	--

<p>SLIP OIL METAL CHIPS HEAT ABRASION CHEMICALS</p> <p>TOUGH TOUGHER TOUGHEST</p>	TYPE	6" WORK BOOT WITH CUSHGUARD™ INTERNAL MET GUARD
	LINING	MOISTURE WICKING NYLON MESH
	INSOLE	BOOTBED™ DUAL-LAYERED MEMORY FOAM REMOVABLE FOOTBED
	OUTSOLE	VIBRAM® HEAT RESISTANT RUBBER OUTSOLE
	FEATURES	CUSHGUARD INTERNAL METATARSAL GUARD





TRENCHER

6" WORK BOOT

COMPOSITE TOE • NO METAL



 NO METAL

 COMPOSITE TOE



THEY KEEP MY FEET WARM 'CAUSE IT'S REALLY COLD OUTSIDE HERE IN THE WAREHOUSE. THEY'RE SUPER COMFORTABLE, AS COMFORTABLE AS WEARING TENNIS SHOES."

WAREHOUSE MANAGER

TUSCO DISPLAY | GNADENHUTTEN, OH



HOLDS UP WELL TO THE SPARKS AND PAINT... COMFORTABLE AND SAFER THAN TENNIS SHOES FOR WHEN I HAVE TO WELD."

WELDER

COUNTER CRAFT | HOUSTON, TX

TURN MOUNTAINS INTO MOLEHILLS.



TRENCHER -- IA5002

TOE COMPOSITE	UPPER LEATHER	COLOR BROWN	MEDIUM SIZES M 6-12, 13 & 14	WIDE SIZES W 6-12 & 13
-------------------------	-------------------------	-----------------------	--	----------------------------------

- SLIP
- OIL
- METAL CHIPS
- HEAT
- ABRASION
- CHEMICALS

TYPE 6" WORK BOOT
LINING MOISTURE WICKING NYLON MESH
INSOLE EVA CUSHION REMOVABLE FOOTBED WITH SPONGE RUBBER HEEL WEDGE
OUTSOLE EVA CUSHION MIDSOLE WITH RUBBER OUTSOLE
FEATURES NO METAL



TOUGH
TOUGHER
TOUGHEST



TRENCHER -- IA5007 -- IA5007(WOMEN'S)

TOE COMPOSITE	UPPER LEATHER	COLOR BLACK	MEDIUM SIZES M 6-12, 13 & 14	WIDE SIZES W 6-12, & 13	WOMEN'S SIZE M 6-12, W 6-12
-------------------------	-------------------------	-----------------------	--	-----------------------------------	---------------------------------------

- SLIP
- OIL
- METAL CHIPS
- HEAT
- ABRASION
- CHEMICALS

TYPE 6" WORK BOOT
LINING MOISTURE WICKING NYLON MESH
INSOLE EVA CUSHION REMOVABLE FOOTBED WITH SPONGE RUBBER HEEL WEDGE
OUTSOLE EVA CUSHION MIDSOLE WITH RUBBER OUTSOLE
FEATURES NO METAL



TOUGH
TOUGHER
TOUGHEST

MORE TOUGH BOOTS



DOZER -- IA0163

TOE COMPOSITE	UPPER LEATHER	COLOR BROWN	MEDIUM SIZES M 6-12, 13 & 14	WIDE SIZES W 6-12 & 13
-------------------------	-------------------------	-----------------------	--	----------------------------------

SLIP OIL METAL CHIPS HEAT ABRASION CHEMICALS <small>TOUGHEST TOUGHER TOUGH</small>	TYPE 6" INTERNAL MET GUARD WORK BOOT LINING MOISTURE WICKING NYLON MESH INSOLE EVA CUSHION REMOVABLE FOOTBED WITH SPONGE RUBBER HEEL WEDGE OUTSOLE RUBBER LUG OUTSOLE FEATURES FLEX-MET® INTERNAL MET GUARD • GOODYEAR WELT CONSTRUCTION • KEVLAR® STITCHING
ASTM F2413 STEEL TOE ELECTRICAL HAZARD PROTECTION FLEX-MET® MET GUARD KEVLAR® STITCHING GOODYEAR WELT	



HIGH RIDGE -- IA5730

TOE STEEL	UPPER LEATHER	COLOR BROWN	MEDIUM SIZES M 7-12, 13, 14 & 15	WIDE SIZES W 7-12, 13 & 14
---------------------	-------------------------	-----------------------	--	--------------------------------------

SLIP OIL METAL CHIPS HEAT ABRASION CHEMICALS <small>TOUGHER TOUGH TOUGHEST</small>	TYPE INTERNAL MET GUARD HIKER LINING MOISTURE WICKING NYLON MESH INSOLE EVA CUSHION REMOVABLE FOOTBED WITH SPONGE RUBBER HEEL WEDGE OUTSOLE DUAL DENSITY RUBBER BOTTOM WITH EVA CUSHION MIDSOLE FEATURES PORON® XRD® INTERNAL MET GUARD • SCUFF TOUGH HIGH ABRASION TOE
ASTM F2413 STEEL TOE ELECTRICAL HAZARD PROTECTION PORON® XRD® MET GUARD SCUFF TOUGH	

GROUND FINISH -- IA5150

TOE STEEL	UPPER LEATHER	COLOR BLACK	MEDIUM SIZES M 6-11, 12, 13 & 14	WIDE SIZES W 6-11, 12 & 13
---------------------	-------------------------	-----------------------	--	--------------------------------------



- SLIP
 - OIL
 - METAL CHIPS
 - HEAT
 - ABRASION
 - CHEMICALS
- TOUGH
TOUGHER
TOUGHEST

TYPE	6" WORK BOOT
LINING	MOISTURE WICKING NYLON MESH
INSOLE	EVA CUSHION REMOVABLE FOOTBED WITH SPONGE RUBBER HEEL WEDGE
OUTSOLE	EVA CUSHION MIDSOLE WITH RUBBER OUTSOLE
FEATURES	NO METAL ON UPPER



COMPOUND -- IA9650 -- IA965(WOMEN'S)

TOE COMPOSITE	UPPER RUBBER BOTTOM LEATHER SHAFT	COLOR BLACK & BROWN	MEDIUM SIZES W 6-12, 13, 14 & 15	WIDE SIZES EW 6-12, 13 & 14
-------------------------	--	-------------------------------	--	---------------------------------------

WOMEN'S SIZE
W 6-13, EW 6-13



- SLIP
 - OIL
 - METAL CHIPS
 - HEAT
 - ABRASION
 - CHEMICALS
- TOUGH
TOUGHER
TOUGHEST

TYPE	RUBBER VAMP/LEATHER SHAFT WATERPROOF WORK BOOT
LINING	MOISTURE WICKING NYLON MESH WITH HYDROTEX® WATERPROOF SYSTEM
INSOLE	FOOT FORCE® F2A REMOVABLE FOOTBED
OUTSOLE	SLIP RESISTANT OUTSOLE
FEATURES	LADDER LATCH DEFINED HEEL • HYDROTEX® WATERPROOF SYSTEM NO METAL • SLIP RESISTANT, XTR® BRAND COMPOSITE TOE



RETAIL MERCHANDISING



Double Tough Wall and Header
IAWALL
DIMENSIONS: 14" X 76.5"

Steel Slot Wall Shelf and Tough Talker combined—will fit into a slot wall or stand alone. These items must be ordered separately.



Steel Slot Wall Shelf or Table Topper
IASS
DIMENSIONS: 2" X 12"




Tough Story Packet
IATSP
PACKET OF IRON AGE PRODUCT POINT-OF-PURCHASE DISPLAYS - FOR USE IN THE IRON AGE TOUGH TALKER (IATT)



Tough Talker that attaches to Shelf and/or Slot Wall
IATT
DIMENSIONS: 13" X 16.5"

**IS YOUR SPACE TOUGH ENOUGH
FOR OUR OLD SCHOOL TOUGH BOOTS?
WE CAN HELP TOUGHEN IT UP.**



Double Tough 2 Sided Tower and Header
IA2ST
DIMENSIONS: 15.8" X 76.5 X 27.6"



Double Tough 2 Sided Tower with Steel Slot Wall Shelves and Tough Talkers (all pieces must be ordered separately)



Immortalizer Table Displays
LARGE: 42"X24"
SMALL: 12"X9"

Groundbreaker Easel Back Poster
DIMENSIONS: 11"X17"



GROUNDBREAKER SERIES

BOOTBED™

MEMORY FOAM INSOLE

TOUGH AS YOUR TRUCK BED,
COMFY AS THE ONE
YOU SLEEP ON.



ITEM # IABB

MEN'S SIZES

SM
MEN'S 7-8

MD
MEN'S 9-10

LG
MEN'S 11-12

XL
MEN'S 13-14



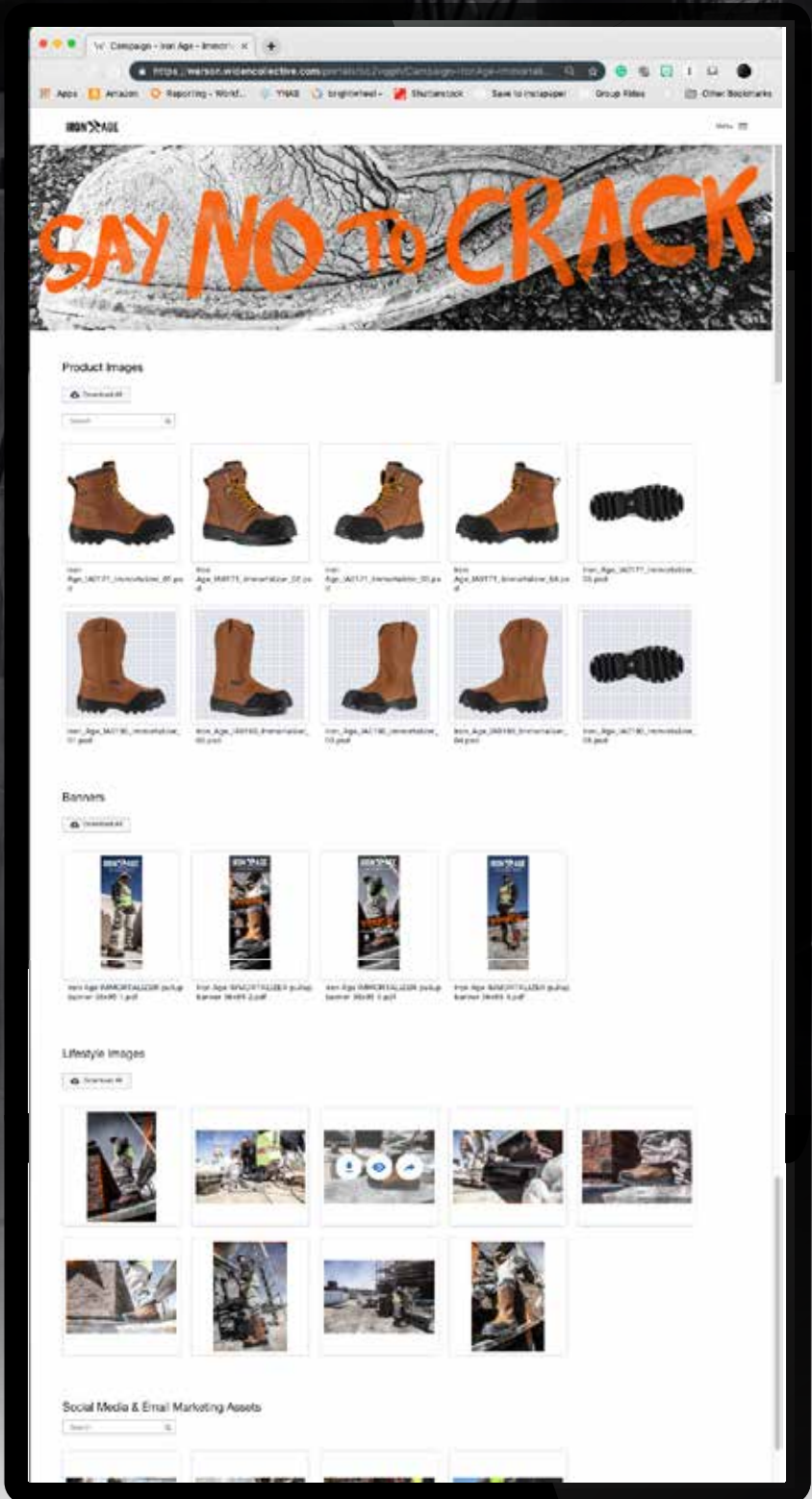
BRAND PORTAL

IT'S A ONE STOP SHOP FOR ALL OF OUR UP-TO-DATE MATERIALS, INCLUDING:

- Logos
- Brand Standards
- Series Campaigns
- Product photography
- Banners and lifestyle photography
- Videos and other email/social media marketing assets
- Sell sheets
- Series Cards
- Magazine Advertisements
- Press Releases
- Store Displays
- Promotional Items

We offer custom sized graphics for your store's windows or walls.

Please contact your Territory Manager for more information.



VISIT: <https://warson.widencollective.com/portals/fxfzxbd/IronAge-Main>

SWAG



T Shirt
IASHIRT
SIZES: M-XXL



Mink Oil
IAMINK



Bottle Opener
IATOOL



Boot Bed Insole
IABB



Socks
IASOCK
















Skull Cap
IASKULL








Hat
IAHAT

TOUGH STUFF

SAFETY

- 
ASTM F2413
 -MEETS ALL STANDARDS FOR SAFETY FOOTWEAR. YOU KNOW, IF THAT'S SOMETHING YOU CARE ABOUT.
- 
COMPOSITE TOE
 -LIGHT, AND NON-CONDUCTIVE TO BOTH HEAT AND ELECTRICITY. SOUND GOOD? SOUNDS GOOD.
- 
STEEL TOE
 -IT'S STEEL. OVER YOUR TOES. IT'S LIKE HAVING STEEL TOES. BECAUSE THE TOE IS MADE OUT OF STEEL.
- 
XTR® BRAND COMPOSITE TOE CAP
 -BIG SPACE FOR BIG TOES.
- 
ELECTRICAL HAZARD PROTECTION
 -LIKE A SECOND SKIN. ONE THAT PROTECTS YOU FROM LIVE CIRCUITS AND WIRES.
- 
STATIC DISSIPATIVE
 -PLAYS NICE WITH ELECTRICITY. BY PREVENTING STATIC BUILD-UP. DON'T BE SHOCKED.
- 
NO METAL
 -COMPLETE TOUGHNESS AGAINST ANYTHING CONDUCTIVE
- 
PUNCTURE RESISTANT INSOLE
 -DO YOU WANT A NAIL IN YOUR FOOT? WE DIDN'T THINK SO. -TOUGH AGAINST SHARP OBJECTS
- 
SPARK ARRESTOR™
- 
EXTERNAL MET GUARD
 PRETTY STRAIGHT FORWARD. IT PROTECTS YOU WHEN YOU DROP THINGS ON YOUR FOOT.
- 
FLEX-MET® INTERNAL MET GUARD
 TOP-OF-THE-FOOT PROTECTION THAT DOESN'T GET IN YOUR WAY. YOU WON'T KNOW IT'S THERE UNTIL YOU REALLY NEED IT.
- 
PORON® XRD® INTERNAL MET GUARD
 EXTREME IMPACT PROTECTION. THE HARDER IT'S HIT, THE HARDER IT GETS. SOFT AND FLEXIBLE WHEN YOU'RE WORKING, BUT STRONG AND RIGID WHEN YOU NEED IT TO BE.
- 
CUSHGUARD™
 INTERNAL MET GUARD. DEVASTATINGLY TOUGH. SURPRISINGLY COMFORTABLE.
- 
LADDER LATCH DEFINED HEEL
 HELPS TURN LADDERS INTO STAIRS. WHEN YOUR BOOT STANDS UP STRAIGHT, SO WILL YOU.
- 
SR SLIP RESISTANT OUTSOLE
 GET A GRIP ON EVEN THE SLICKEST SURFACES. A WIDE SURFACE AREA GIVES YOU THE TRACTION YOU NEED TO STAY ON YOUR FEET.
- 
LATCH LUGS™
 STABILIZATON FOR LADDER WORK
- 
WEBSTRIKE SR LUGS™
 PERFORMS DEVASTATINGLY WELL INDOORS AND OUTDOORS. STICKS TO RAILS AND GRATES, AND HOLDS FAST ON CONCRETE, ROCK AND UNEVEN GROUND

COMFORT

- 
HYDROTEX® WATERPROOF SYSTEM
 MOISTURE WICKING NYLON GETS MOISTURE OUT. A HYDROTEX WATERPROOF MEMBRANE KEEPS IT OUT. ALL OF IT.
- DRI-LEX® ZIG ZAG LINING**
 EVAPORATES SWEAT FROM YOUR FEET TO THE OUTSIDE OF THE SHOE. LIKE A BREATH OF FRESH AIR WHILE YOU WORK.
- 
ARZ+™ (ANATOMICAL REBOUND ZONE)
 ONGOING CUSHION AND ENERGY FOR YOUR FEET. ON EVEN THE HARDEST SURFACES.
- 
SIDE ZIPPER
 BECAUSE GETTING YOUR BOOT ON AND OFF SHOULDN'T BE THE TOUGHEST PART OF YOUR JOB.
- 
BOOTBED™
 REMOVABLE INSOLE CONSTRUCTED WITH OPEN CELL POLYURETHANE AND MEMORY FOAM. IT'S LIKE BREAK-TIME FOR YOUR FEET—ALL THE TIME.
- FOOT FORCE® F2A REMOVABLE FOOTBED**
- EVA CUSHION REMOVABLE FOOTBED**
- 
MEMORY FOAM FOOTBED

DURABILITY

- 
GOODYEAR WELT CONSTRUCTION
 THERE'S A REASON THIS IS THE WAY IT'S BEEN DONE FOR OVER A CENTURY. NO SOLE SEPARATION, EVEN IN THE TOUGHEST AND HOTTEST CONDITIONS.
- 
PERMABOND™ CONSTRUCTION
 THERE'S TWO WAYS TO PUT A SOLE ON A BOOT - WELTED AND DIRECT-ATTACHED. THIS IS BOTH OF THEM. AND WITH PERMABOND™ TECHNOLOGY WITH A DURABLE POLYURETHANE OUTSOLE, IT'S GUARANTEED TO LAST. WE'RE SO CONFIDENT IN OUR TOUGHEST CONSTRUCTION THAT WE GUARANTEE IT AGAINST SEPARATION OR CRACKING DUE TO NORMAL USE, FOR UP TO ONE YEAR.
- 
VIBRAM® HEAT RESISTANT OUTSOLE
 TAKES 4-DIGIT SURFACE HEAT SO YOU DON'T HAVE TO.
- 
KEYLAR® STITCHING
- 
SCUFF TOUGH
 OKAY, IT CAN BE SCUFFED, BUT IT'S REALLY, REALLY HARD TO DO. SO KEEP ON KICKING.

DANGEROUS. DIRTY.
GLORIOUS.



IRON AGE
EST. 1918

OLD SCHOOL TOUGH™

WWW.IRONAGEFOOTWEAR.COM